



SOL SL9726TC / HP - 11/22W

IP65 LED LOW POWER weatherproof batten with selectable colour

Application

Commercial or industrial utility applications requiring IP65 and IK08 performance

Design Specifications

- Rounded profile design, robust polycarbonate body and UV stabilized polycarbonate diffuser
- Stainless steel clips & screws, 20mm cable gland entry
- Integral constant current non-dimmable, LOW POWER LED driver, 11 or 22 watt models
- Product selections compliant to AS/NZS2293
Emergency Lighting & Exit Signs are located in the interior and exterior emergency sections of this web catalogue
- Accessories included - PVC cable glands and suspension brackets. Installation types - Surface mount (standard) or if Suspended (a suspension kit is required).



Performance

Dimmable - **OPTIONAL**

Dimmer Type - **Trailing edge, 1-10V, DALI, DSI**

In Built Sensor - **OPTIONAL**

Sensor Type - **MICROWAVE**

Technical Specification

Model No.	Description	Input Voltage (V/AC)	Power (W)	Lumens (lm)	CCT (K)	CRI
SL9726/20TC/HP	WEATHERPROOF 642mm IP65 11W TC HP	240	11	990	3000/4000/6000	80
SL9726/40TC/HP	WEATHERPROOF 1251mm IP65 22W TC HP	240	22	1900	3000/4000/6000	80

Technical Specification

Model No.	Beam Angle (°)	Body Colour	Dim (mm)
SL9726/20TC/HP	120	GREY	642(L) x 118(W) x 77(H)
SL9726/40TC/HP	120	GREY	1251(L) x 118(W) x 77(H)

A

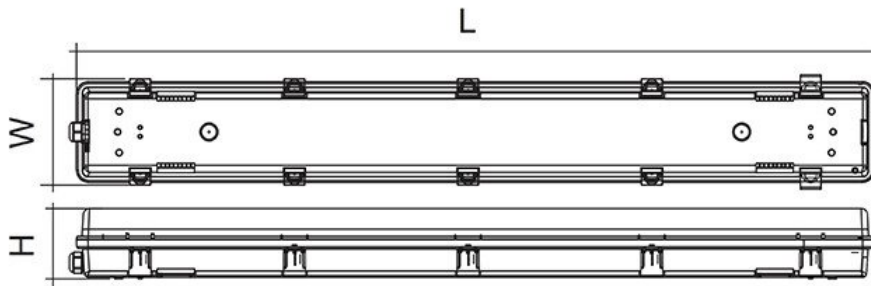
Due to continued product and technology enhancements, data sourced from sal.net.au shall not form part of any contract and or technical performance guarantee unless expressly confirmed in writing by SAL at the time of order. Products are sold in accordance with [SAL Terms and Conditions of sale](#) and all images shown are for illustration purposes only and may vary from the actual colour or finish. Unless specifically stated, all



IP ratings nominated for Interior products are from "below the ceiling".

Dimensions

(642 x 118 x 77mm), (1251 x 118 x 77mm)

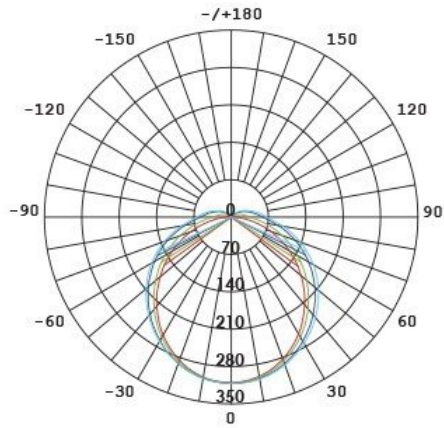




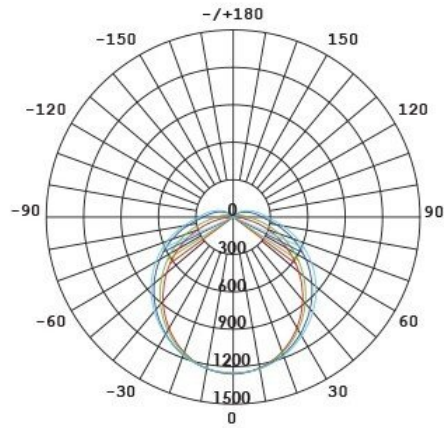
Photometric Data

Unit: cd C0/C180 — C30/C210 —
 cd C60/C240 — C90/C270 —

SL9726/20TC/HP at 3000K



SL9726/40TC/HP at 4000K



Product Images

