



ANALOGUE DIM SDA450U/LED

Multi-function analogue dimmer with soft start technology, optimised for LED loads

Application

Residential and commercial lighting control requirements


Design Specifications

- Multi-function trailing-edge analogue lighting load dimmer, with soft start technology
- 240V, maximum load up to 400W LED, minimum 2W, no neutral required, supplementary ON/OFF switch control required.
- Fits most popular switch plates, including the comprehensive range of PIXIE AMBIENCE electrical (switch plate) accessories
- Designed with over-heating protection, compliant with AS/NZS 60669 2.1
- Adjustable minimum DIM mech setting.
- Designed with thermal wind-back for overload and over-temperature protection

Performance

Dimmable - **YES**

Dimmer Type - **Trailing edge**



Multi gang derating

No. of dimmers	Max. load per dimmer
1	400
2	340
3	280

Compatible Loads	Min. / Max. Loads	Notes
Dimmable LED lamps	2 - 400W	Due to variety of LED lamp designs and product tolerances, the maximum number of LED lamps is further dependent on the resultant power factor connected to the dimmer.
Incandescent/halogen	2 - 400W	
12V electronic transformer	2 - 400W	
Iron-core transformer	2 - 300W	Due to variety of transformer designs and product tolerances, the maximum LV lighting load is further dependent on the transformer efficiency.

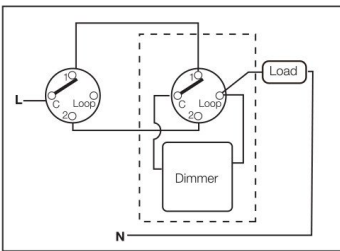
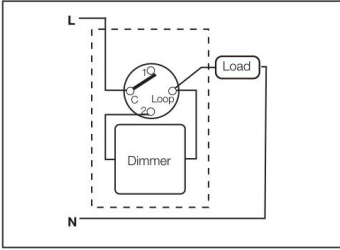
Technical Specification

Model No.	Input Voltage (V/AC)	Dimmable	Dim (mm)	Body Colour
SDA450U/LED	240	YES	53(L) x 23(W) x 23(H)	GREEN

Due to continued product and technology enhancements, data sourced from sal.net.au shall not form part of any contract and or technical performance guarantee unless expressly confirmed in writing by SAL at the time of order. Products are sold in accordance with [SAL Terms and Conditions of sale](#) and all images shown are for illustration purposes only and may vary from the actual colour or finish. Unless specifically stated, all IP ratings nominated for Interior products are from "below the ceiling".

Dimensions

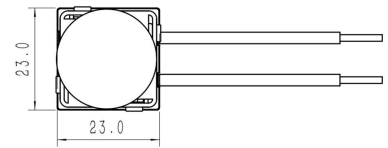
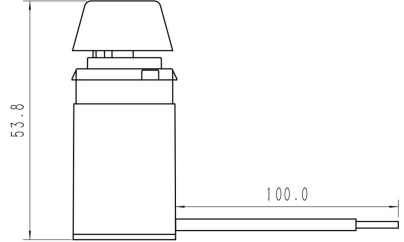
One-way or two-way operation wiring diagram



Multi-gang dimming

No. of dimmers	Max. load per dimmer
1	400
2	343
3	280

Compatible Loads	Min / Max. Loads	Notes
LED	1 - 400W	Due to variety of LED lamp design and product tolerances, the maximum number of LED lamps is better dependent on the resultant power factor
Incandescent/Halogen	1 - 400W	
12V electronic transformer	1 - 400W	
Iron-core transformer	1 - 300W	Due to variety of transformer design and product tolerances, the maximum LV lighting load is further dependent on the transformer efficiency.



THE NEW ESS106 IS SMALL IN SIZE BUT BIG ON FEATURES.



For more
information
please
scan me

