


RECESSED LED WALL LIGHTS

- Input voltage: 240V AC
- Wattage: 1.4W
- 14pcs LED chips
- Die cast aluminium black or silver
- Internal LED driver included
- Not suitable for dimming
- Sleeve included
- 6mm circular cable required
- Rubber grommet & gland must be secure



▲ CLA3936

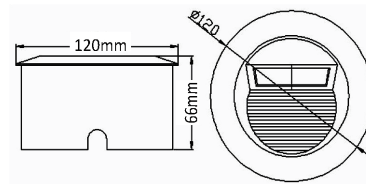
▲ CLA3986

30,000
HRS


BEAM
60°

IP
44

3 YEAR
WARRANTY

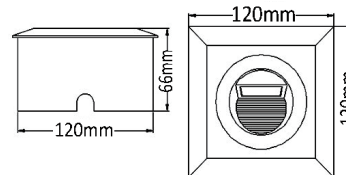


CODE	DESCRIPTION	TECHNICAL DATA				DIMENSIONS		
		KELVIN (K)	LUMENS (LM)	WATT (W)	CRI	DIAM (mm)	CUT OUT (mm)	CARTON QTY
CLA3936W	LED RECESSED WALL LIGHT BLK RND 3000K	3000	65	1.4	75	Ø120	Ø118	1/20
CLA3936C	LED RECESSED WALL LIGHT BLK RND 5000K	5000	65	1.4	75	Ø120	Ø118	1/20
CLA3986C	LED RECESSED WALL LIGHT SIL RND 5000K	5000	65	1.4	75	Ø120	Ø118	1/20



▲ CLA4036

▲ CLA4086



CODE	DESCRIPTION	TECHNICAL DATA				DIMENSIONS		
		KELVIN (K)	LUMENS (LM)	WATT (W)	CRI	WIDTH (mm)	CUT OUT (mm)	CARTON QTY
CLA4036W	LED RECESSED WALL LIGHT SQ MATT BLK 3000K	3000	65	1.4	75	120	Ø118	1/20
CLA4036C	LED RECESSED WALL LIGHT SQ MATT BLK 5000K	5000	65	1.4	75	120	Ø118	1/20
CLA4086W	LED RECESSED WALL LIGHT SQ SIL 3000K	3000	65	1.4	75	120	Ø118	1/20
CLA4086C	LED RECESSED WALL LIGHT SQ SIL 5000K	5000	65	1.4	75	120	Ø118	1/20

UPDATED ON 02.12.2016

